

# CANVAS PLATFORM STUDENTS' GUIDE

## IMPORTANT POINTS

### HOW DO I GET IN?

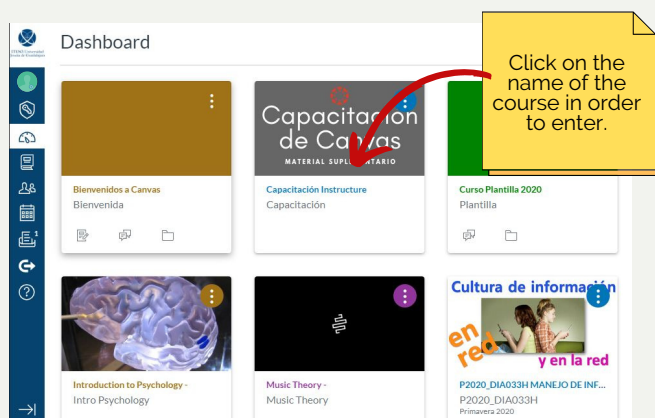
canvas.iteso.mx

To get in, you just need your student number or student account and your password.

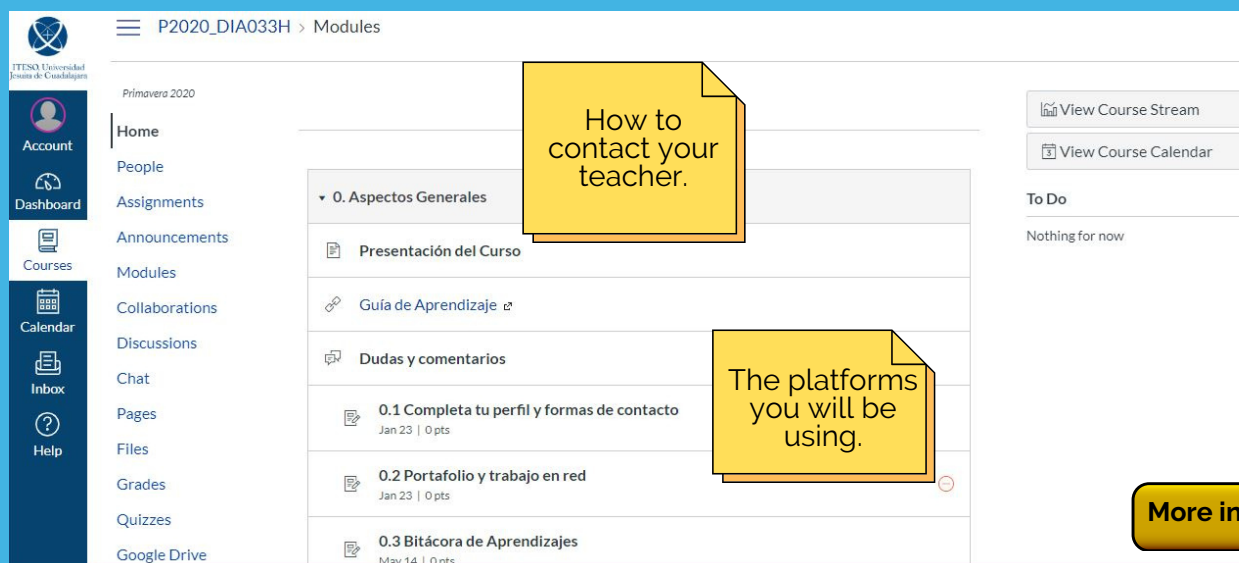


### UPON ENTERING, YOU WILL FIND

Dashboard View. Here you will see the courses that your teachers have already made visible.



Once you are in the course, read your teacher's instructions.




## IF YOUR TEACHER TELLS YOU YOU'LL BE USING CANVAS

### THERE IS A USEFUL APP YOU CAN DOWNLOAD (CANVAS STUDENT)



How do I download it?

### WHAT WILL I FIND ON THE MAIN MENU?




In your **account**, you can edit your profile, notifications and configurations.

On the **dashboard**, you will find which courses are currently open

List of current and previous **courses**.

More information

### HOW DO I USE THE INBOX TRAY?



With the inbox tray, you can keep in contact with your teacher and classmates.

Go to the guide



### HOW TO USE THE CALENDAR



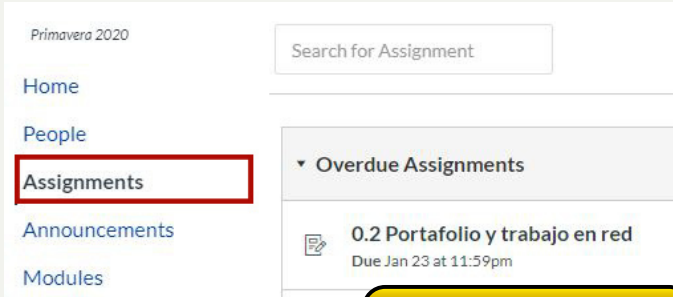
The calendar is an excellent way to see everything that you have to do for your courses in one place. You can see the calendar of events listed by day, week, month or agenda.

Go to the guide



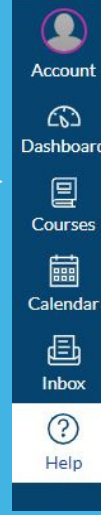
### HOW CAN I SEE ASSIGNMENTS?

You will find them on the menu on your left



How do I upload an assignment?

### WHAT TO DO IF YOU NEED HELP




With the Canvas platform, you will find the contact information so you can request support via telephone and email with colleagues at the Computer Service Desk. You'll also find a link to all Canvas support guides.

Don't hesitate to contact them!

### ACCESS ERRORS

Diagnose the problem and contact the indicated area.



Can I enter Canvas?

### WHAT DO I DO IF I CAN'T FIND A COURSE?

Don't worry! Look for your coordinator and you can send an email to asesoriaenred@iteso.mx.

What do I do if I don't see all of my courses in Canvas?



ITESO, Universidad Jesuita de Guadalajara

